

Kelly Park School
4700 Jason Dwelley Parkway
Apopka, FL 32712



KELLY PARK SCHOOL

Media Center Collection Development Plan 2023-24

Kelly Steinke

Kelly Steinke
Principal

Melissa Chandler

Melissa Chandler
Certified Educational Media Specialist

Table of Contents

Table of Contents	2
Executive Summary	3
District Strategic Plan 2025	3
School Collection Development Plan	3
School Assessment Analysis	4
Collection Analysis	5
Collection Analysis by Category	6
Notes	7
Representation Analysis	8
Results	8
Strategic Focus	8
Budget and Purchasing Plan	9
Annual Budget 2023-2024	10
Purchasing Plan 2023-2024	10
Year-to-Year Collection Change	10

Executive Summary

District Strategic Plan 2025

Orange County Public Schools is the eighth-largest school district in the United States and the fourth largest in Florida. The district serves more than 206,000 students at 202 schools and is one of the largest employers in Central Florida with more than 25,000 team members.

Vision: To ensure every student has a promising and successful future.

Mission: With the support of families and the community, we create enriching and diverse pathways to lead our students to success.

School Collection Development Plan

KELLY PARK SCHOOL serves 1078 students enrolled in grades Pre-K-8. The student population's ethnicity is made of 29% Hispanic and 71% Non-Hispanic students. Additionally, we serve a diverse population made up of 68% White, 23% Black, 0% Native, 2% Asian, 1% Pacific, and 6% Multicultural students.

The administration includes Principal Kelly Steinke and Assistant Principals , Helena Gurgone and Joseph Cormier. KELLY PARK SCHOOL is proud to offer the many special programs which provide students with opportunities. These include Battle of the Books, Accelerated Reader, Cambridge, Gifted, News Crew, BETA club, National Honor Society, Elementary National Honor Society, Band, Chorus and Reading Plus.

A thorough analysis of the current media center collection at KELLY PARK SCHOOL indicates that the average age of the collection is 2018 and the number of books per student is 8.4. The [American Association for School Libraries](#) has established a criteria for highly effective media centers that includes a ratio of 15-20 books available per student in the collection. At this time, KELLY PARK SCHOOL does not meet the recommended standards for the number of books per student.

The analysis of the collection also revealed the following areas of strengths and concerns:

- As a school at least 53% of students are proficient in reading.
- In addition to the physical media center collection, the district provides almost 5,000 eBooks, audiobooks and digital magazines.
- Our hispanic population is 29% but our circulation of hispanic titles is only 2.4% consisting of 222 books out of 9,074 titles.
- Our nonfiction section is less than fiction and this is appropriate since students have devices for research purposes.

- Our average collection age is 2018 which is above the district average.
- Purchases of new books will focus on Hispanic students and Hispanic heritage and weeding books that have never been checked out.
- Our ratio of books per student is very low as compared to American Association for School Libraries criteria for highly effective media centers.

School Assessment Analysis

The school assessment analysis provides an overview of the school's assessment data for the previous two school years.

Proficiency Data							
Assessment	2021-22	Assessment	2022-23	Assessment	2021-22	Assessment	2022-23
		Star Early Literacy Proficiency	78%				
		Star Reading Proficiency	70%			Star Math Proficiency	69%
FSA ELA Grade 3	--%	FAST ELA Proficiency Grade 3	58%	FSA Math Grade 3	--%	FAST Math Proficiency Grade 3	64%
FSA ELA Grade 4	--%	FAST ELA Proficiency Grade 4	69%	FSA Math Grade 4	--%	FAST Math Proficiency Grade 4	76%
FSA ELA Grade 5	--%	FAST ELA Proficiency Grade 5	60%	FSA Math Grade 5	--%	FAST Math Proficiency Grade 5	67%
FSA ELA Grade 6	--%	FAST ELA Proficiency Grade 6	53%	FSA Math Grade 6	--%	FAST Math Proficiency Grade 6	70%
FSA ELA Grade 7	--%	FAST ELA Proficiency Grade 7	52%	FSA Math Grade 7	--%	FAST Math Proficiency Grade 7	53%

FSA ELA Grade 8	--%	FAST ELA Proficiency Grade 8	36%	FSA Math Grade 8	--%	FAST Math Proficiency Grade 8	83%
Civics EOC	--%	Civics EOC	73%	FSA Algebra 1 EOC	--%	BEST Algebra 1 EOC	96%
NGSSS Sci 5 EOC	--%	NGSSS Sci 5 EOC	70%	FSA Geometry EOC	--%	BEST Geometry EOC	100%
NGSSS Sci 8 EOC	--%	NGSSS Sci 8 EOC	46%				

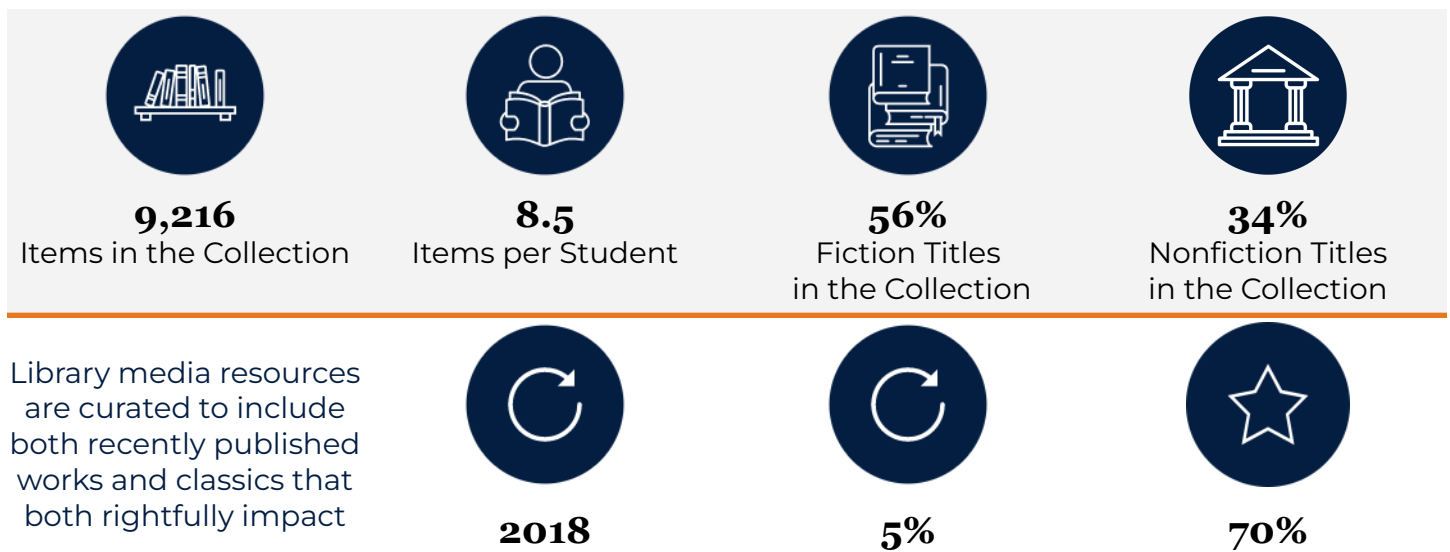
Comparison between 2021-22 and 2022-23 Testing Data

(adapted from <https://www.fldoe.org/accountability/assessments/k-12-student-assessment/results/2023.stml>)

In 2023, the state transitioned from Florida Standards Assessments (FSA) to Florida Assessment of Student Thinking (FAST) for English Language Arts (ELA) and Mathematics. The 2022-23 for FAST and Benchmarks for Excellent Student Thinking (B.E.S.T.) End-of-Course (EOC) assessments are based on **provisional** achievement level cuts that are linked to each assessment's respective 2021-22 reporting scale. Comparisons should not be made between the 2023 data and previous years' data. The implementation of FAST K-2 in the 2022-23 school year was the first administration of statewide assessments for students in grades K-2. These assessments include Star Early Literacy Proficiency, Star Reading Proficiency, and Star Math Proficiency.

Collection Analysis

The collection is developed for and influenced by students, their interests, academic needs and alignment to the curriculum. The data below is a snapshot of the collection based on a Titlewise Analysis from July 2023. Purchasing or weeding after that time is not reflected in this data.



the average age of the collection.

Average Age of the Collection

Aged Titles

Newer than 5 Years

Library media resources should be representative of the school. A commitment to representative literature is reflective of **OCPS values such as equity, inclusion, and respect.**



37%

Representative Titles in Collection



3,300

Representative Titles Average Age

Social-Emotional Learning (SEL) library media resources can contribute to the **development of character and social-emotional skills**, one of the OCPS's key performance indicators.



47%

SEL Titles in Collection



4,299

SEL Titles Average Age

Library media resources are distributed across the **Lexile reading level ranges** noted below.



108

BR-199
Lexile
Items

418

200-349
Lexile
Items

1070

350-499
Lexile
Items

2417

500-674
Lexile
Items

2144

675-909
Lexile
Items

672

910-1299
Lexile
Items

5

1300+
Lexile
Items

Collection Analysis by Category

The information collected in this section provides a detailed look at the current library collection by classification and genre. The information was gathered from Follett Destiny, the library management system, and Titlewave, the vendor's ordering and analysis tool.

Section	# of Titles	Average Age
Computer Science, Information & General Works	32	2020
Philosophy & Psychology	122	2020
Religion	9	2019
Social Sciences	361	2019
Language	18	2019
Science	1,114	2018
Technology	393	2019
Arts & Recreation	236	2019
Literature	55	2016

History & Geography	261	2020
Biography	487	2017
Easy	3,124	2017
General Fiction	3,124	2017
Graphic Novels	863	2018

Notes

- Technology books are somewhat outdated being 5 years old now.
- We need to purchase books written in Spanish and English.
- We need to purchase more of the popular series titles such as Diary of a Wimpy Kid and more graphic novels since these are the books that are checked out the most in our library.

Representation Analysis

Enrollment & Demographic Data					
1078 2023-24 Student Enrollment as of September 7, 2023	Subgroups		Federal Ethnicity		
	14% ELL	11% ESE	29% Hispanic	71% Non-Hispanic	
Federal Race Category					
68% White	23% Black	0% Native	2% Asian	1% Pacific	6% Multicultural

To deepen focus on strategic collection development, specific sections of the collection were analyzed in detail to determine whether the media center collection reflects and represents various points of view and experiences. The goal is to provide a balanced collection that can be both a mirror, to reflect a reader's experience, and a window, so readers can experience different viewpoints.

Results

Based on the available school data of KELLY PARK SCHOOL in comparison to Collection Analysis results, it was found that:

Student Representation	% of Students	Total # of Titles	Total % of Titles	Avg. Age of Titles
Hispanic	29%	222	2.4%	2018
Black	23%	534	5.8%	2019
Asian	2%			
Pacific	1%			

Strategic Focus

This page lists the priorities for selection and weeding for each school year and includes the action, updates, and outcomes. This is subject to change due to funding and time constraints.

School Year	Strategic Focus
<p>2023-2024</p>	<p>Selection Priorities</p> <ul style="list-style-type: none"> ● Add more graphic novel titles such as Amulet, Dog Man, etc. ● Add more fiction series books for grades 2-5 ● Add more hispanic titles in Easy, Fiction and Nonfiction ● Add popular authors in the easy section such as Eric Carle ● Add Hispanic/African American biographies
	<p>Weeding Priorities</p> <ul style="list-style-type: none"> ● Remove books that have inappropriate content as per new state laws. ● Look through books that haven't been checked out at all by older authors such as Jan Brett, Patricia Polacco, Van Alsburg etc. Try to improve circulation or begin weeding some of these titles. ● Weed multiple copies of books if they are not being checked out.
<p>2024-2025</p>	<p>Selection Priorities</p> <ul style="list-style-type: none"> ● Sunshine State Books for K-8 ● Graphic Novels ● Replace popular titles that are worn out ● Hispanic/African American titles
	<p>Weeding Priorities</p> <ul style="list-style-type: none"> ● Uncirculated books ☐ Multiple copies ●

Budget and Purchasing Plan

This page outlines the current budget available and specifically lists the priorities for this school year (2023-2024).

Annual Budget 2023-2024

State Funds	
<i>Source</i>	<i>Amount</i>
State (1001111000)	6,653.25
Internal Accounts	
<i>Source</i>	<i>Amount</i>
Book Fair Profits	400
Scholastic Bucks	3021
Library Fines	
Grants or Donations	
TOTAL	10,074.25

Purchasing Plan 2023-2024

Approximate Purchasing Plan	
<i>Purpose</i>	<i>Amount</i>
Graphic Novels	1000
Biographies	500
Complete/Replenish Series	1500
New Fiction Series/Easy Books	1000
TOTAL	4000

Year-to-Year Collection Change

The information below represents the year-to-year change within the library media center collection from the 2022-23 to 2023-24 school year. The 2022-23 data is based on a collection analysis from June 2022, while the 2023-24 is based on a collection analysis from July 2023.

Data Reflection





- 357 to 1,114 science books which are mostly about animals
- We doubled our graphic novel section.
-
-

2022-23 Purchased and Weeded Materials

Materials
Added to the
Collection 3,415

Materials
Weeded from
the Collection

59

Category	2022-23	2023-24
 Items in the Collection	5,870	9,216
 Items per Student	11	8
 Average Age of Collection	2018	2017
 Representative Titles in the Collection	45%	#N/A%